



TECHNICALS FEATURES

MATERIAL

INSULATOR : Special PPS (Polyphenylene Sulfide Fibreglass filled thermoplastic) UL 94-V0

- Radiation resistance
- No humidity absorption
- Oxygen free

Note : PPS characteristics are recognized for space applications

SIGNAL CONTACTS for PCB:

- Female :**
- **Body** : Copper alloy / Ni + Au 0.2µ
 - **Socket body** : Beryllium alloy / Ni + Au 1.25µ

FIXING HARDWARE :

- **Jackscrew** : Stainless steel

ELECTRICAL for LF Contacts

- **All contacts** : 3 A max. @ 25°C
2.2 A max. @ 85°C
Tested at 800 V DC
- **Working voltage (sea level)** : Tested at 1200 V DC
- **Proof voltage** : max. 10 mΩ
- **Contact resistance (initially)** : 1000 MΩ min
- **Insulation resistance** :


MECHANICAL for LF Contacts

- **Mechanical operations** : 500 cycles min. up to 2500.
- **Contact insertion and withdrawal force** : 2 N max. / 0.2 N min.

ENVIRONMENTAL

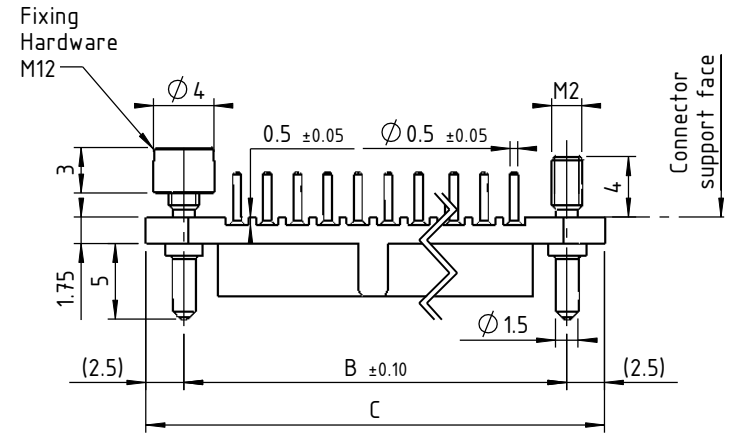
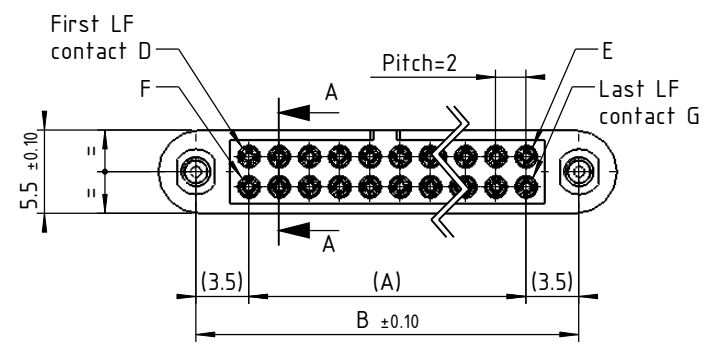
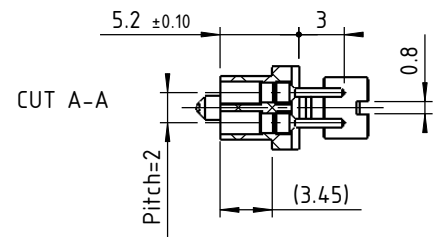
- **Temperature range** : From -60°C to +260°C
- **Vibration severity** : 0.75mm, 10 g RMS 6 hours long random with superimposed sinusoid. No intermitencies measured when using an H.S.L.I. (High Speed Logic Interrupt) detector with a trip threshold of 2 ns.
- **Shock severity** : 100g for 6 ms
- **Solvent resistance** : HcFc 141 bMGX (ATOCHEM) solvent 96 hrs
- **Salt spray test** : 96 hrs
- **Humidity test** : 56 days @ 90% humidity

3D view
scale : 1.5:1

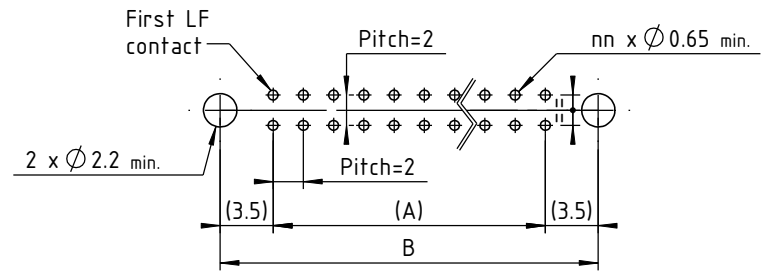


Marking as referenced in the CMM catalogue pages 12 & 13

 www.nicomatic.com Mail : nicomatic@nicomatic.fr Tel : +33 (0)4.50.36.13.85	2	15/05/09	H.L.	E.M.	D.Z.
	Iss	Date	Drawn	Checked	Approved
Item : Connector CMM220 female straight on PCB, nn LF contact, M12					



Recommended PCB layout :



CONNECTOR SERIES 220 FEMALE							
LF contacts number	Distance in mm between axes		Length in mm	LF contacts reference mark number			
	A	B		D	E	F	G
04	2	9	14	1	2	3	4
06	4	11	16	1	3	4	6
08	6	13	18	1	4	5	8
10	8	15	20	1	5	6	10
12	10	17	22	1	6	7	12
14	12	19	24	1	7	8	14
16	14	21	26	1	8	9	16
18	16	23	28	1	9	10	18
20	18	25	30	1	10	11	20
22	20	27	32	1	11	12	22
24	22	29	34	1	12	13	24
26	24	31	36	1	13	14	26
28	26	33	38	1	14	15	28
30	28	35	40	1	15	16	30
32	30	37	42	1	16	17	32
34	32	39	44	1	17	18	34
36	34	41	46	1	18	19	36
38	36	43	48	1	19	20	38
40	38	45	50	1	20	21	40
42	40	47	52	1	21	22	42
44	42	49	54	1	22	23	44
46	44	51	56	1	23	24	46
48	46	53	58	1	24	25	48
50	48	55	60	1	25	26	50
52	50	57	62	1	26	27	52
54	52	59	64	1	27	28	54
56	54	61	66	1	28	29	56
58	56	63	68	1	29	30	58
60	58	65	70	1	30	31	60

Tools recommended
Screwdriver for standard nut C14743

This document and drawings, sketches, and schematic drawings are the property of the NICOMATIC company, and no parts thereof may be reproduced and used without the written consent of the owner. Law dated 11.03.1902

Catalogue Reference : **222YnnM12**

	General tolerance	±0.2	Scale	2:1	Page	1/1
--	-------------------	------	-------	-----	------	-----

4
3
2
1

4
3
2
1